

SIMPLEMESH



81-08



EN 1335 B
(su richiesta)

D.LGS. 81
del 2008


CAM (su
richiesta)

1IM (su
richiesta)

DESCRIPTION

A timeless classic in the field of ergonomic mesh seating, the Simplemesh chair exclusively offers the option of choosing a fabric backrest, while maintaining its rounded and soft lines that provide an elegant appearance. The height-adjustable lumbar support ensures maximum personalized comfort. The chair can be further enhanced with the addition of a headrest, providing full and versatile support. Equipped with all the necessary adjustments for ergonomic comfort, Simplemesh stands out for its simplicity and functionality, making it the perfect choice for those seeking essential performance without sacrificing style. Ideal for modern operational environments, this chair combines comfort, practicality, and a design that easily adapts to various needs.

PLASTIC FRAME



Black

WEIGHT AND WARRANTY

110
KG

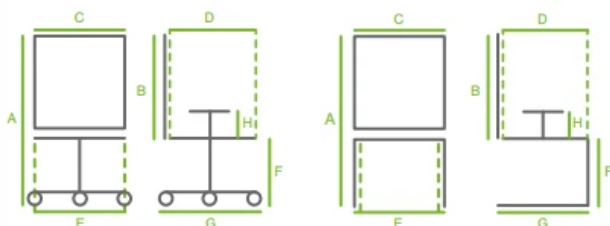
5
YEARS

Considering the maximum weight recommended by ITALIAN SEDIOLITI. For warranty conditions, please refer to the general sales conditions at the beginning of the list.



THE PHOTO MAY INCLUDE OPTIONAL

DIMENSIONS

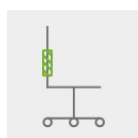


	A	B	C	D	E	F	G	H
SM RT SY4	97/109	56	49	45	47	42/54	67	
SM TSS SY4	97/109	56	49	45	47	42/54	67	
SM RT SY5	97/109	56	49	45	47	42/54	67	
SM TSS SY5	97/109	56	49	45	47	42/54	67	



BACKREST

Fixed and ergonomic, upholstered with fabric or mesh



LUMBAR SUPPORT

Height-adjustable lumbar support



SEAT (400)

Loaded polypropylene covered with high-density expanded resin (40kg/m³), 40mm thickness. Removable padding for easy replacement



MECHANISM (SY4)

Syncro mechanism with 4 locks, user weight-based adjustment, and anti-return device



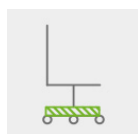
MECHANISM (SY5)

Syncro mechanism with 5 locks, user weight-based adjustment, and anti-return device



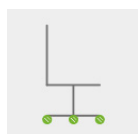
GAS

Class 4 gaslift



BASE

Nylon fiberglass-reinforced base with a removable metal safety ring, diameter 670mm



WHEELS

Self-braking W-type wheels for all floors

SM RT SY4

1 0.18 15



Schienale RETE
Sedile Cat. 1

Schienale RETE
Sedile Cat. 2

Schienale RETE
Sedile Cat. 3

Schienale RETE
Sedile Cat. 4

SM TSS SY4

1 0.18 15



Schienale e sedile BERLIN

Schienale e sedile AUREA MOOD

SM RT SY5

1 0.18 15



Schienale RETE
Sedile Cat. 1

Schienale RETE
Sedile Cat. 2

Schienale RETE
Sedile Cat. 3

Schienale RETE
Sedile Cat. 4

SM TSS SY5

1 0.18 15



Schienale e sedile BERLIN

Schienale e sedile AUREA MOOD

OPTIONAL

ARMRESTS



BR GOLF
Fixed nylon armrests



BR PAT
Fixed nylon armrests



BR 1D CE
Adjustable armrests in 1 dimension. PP pad

ARMRESTS



BR 2D CE PU
Adjustable armrests in 2 dimensions. PU pad

MECHANISMS



MC TRASLA SY4
Seat depth translator for SY4 mechanism



MC TRASLA SY5
Seat depth translator for SY5 mechanism

BASES



BA LX CR
Chrome-plated steel base, 700mm diameter



BA LX NR
Black painted steel base, 700mm diameter

HEADREST



APG SM
Fixed headrest, upholstered

UPHOLSTERIES



IMB SED 400

Cat. 1
Cat. 2
Cat. 3
Cat. 4

Replacement padding for seat 400

VARIOUS



SED 400 PU

CERTIFICATIONS



KIT PER 1IM (RT)
Backrest: fireproof mesh
Seat: fireproof fabric and resin (Berlin, Aurea Mood)

CERTIFICATIONS



KIT PER 1IM (TS)
Backrest/seat: fireproof fabric and resin (Berlin, Aurea Mood)



KIT PER 1IM
Backrest: fabric or fireproof mesh
Seat: fireproof fabric and resin (Alba, Bonday, King, Mini&Melange, Inca). Please contact one of our sales representatives



KIT EN 1335
For the EN1335B certified version, please contact one of our sales representatives